

## STRENGTHENING DEMOCRACY IN OREGON

Philanthropy's success depends on a thriving democracy. When democracy does not work for everyone, funders' impacts shrink – no matter the issue area their organization focuses on. Any funder can work toward a more inclusive and accountable democracy.

### How can philanthropy strengthen democracy in Oregon?

Philanthropy Northwest produces the Democracy Lens, a set of resources to demonstrate how democracy issues have impacted your state. The Democracy Lens includes case studies known as [Bright Spots](#), which show how funders invest in democracy and where they can do more, and Democracy Charts, which highlight key statistics. In this resource, you will find the Democracy Charts for Oregon.



Philanthropy Northwest's discussions with our members and our own research illuminate concerning trends affecting the health of democracy throughout our region, including:

- Democracy-related grants make up a small amount of funding in Oregon and from only a few funders, indicating room to grow in this space. We see this trend in other states in the region as well.
- Elected officials across the region are much less diverse than the populations they serve. In Oregon, people of color are more than three times less likely than average to be in elected office. The disparity may result in missing community perspectives and less accountability in public policy decisions.
- In recent decades, the number of Oregon newspapers declined 20%. A decline in local journalism can make it harder for communities to stay informed and have their issues gain awareness.
- A large portion of eligible voters in the Northwest do not vote, including in Oregon, though turnout in the state has grown and remains above the national average despite a high percentage of registration and absentee ballot problems.

See the data on democracy funding, equity in representation, support for local journalism, voter engagement and election effectiveness in Oregon below.

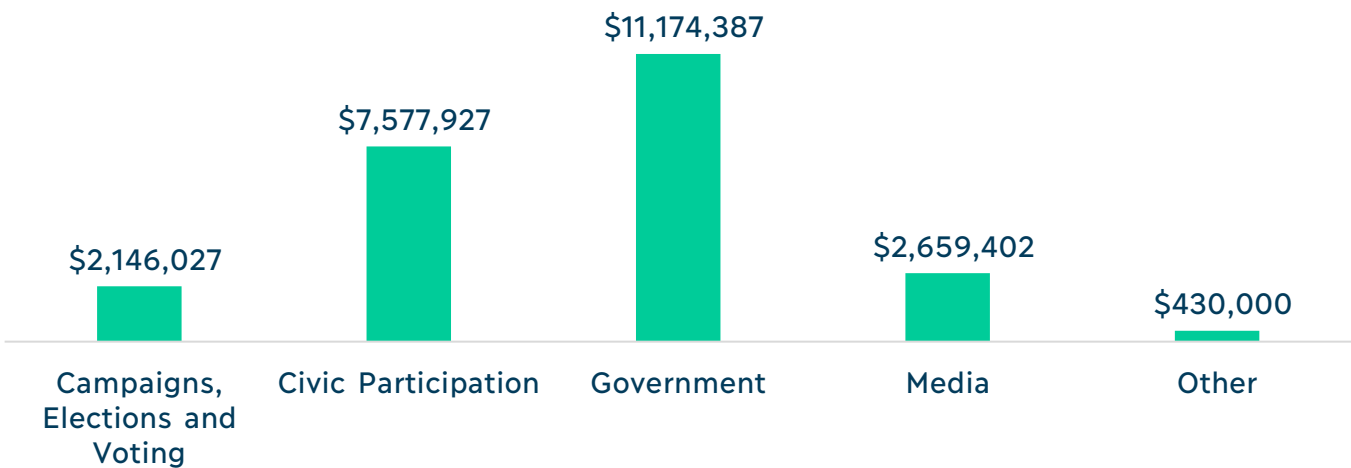
## Democracy Funding to Grantees in Oregon

The data below suggests that most funders are not engaged in democracy activities in Oregon, but those that do make a significant impact in the state.

**136 Funders**  
gave democracy-related grants to Oregon in 2019 (4.5% of all funders giving to Oregon)

**\$21.9M in Grants**  
went to democracy-related causes to Oregon in 2019 (1.6% of all grantmaking to Oregon)

### Oregon Democracy Funding by Category - 2019 (Grants can be in Multiple Categories)

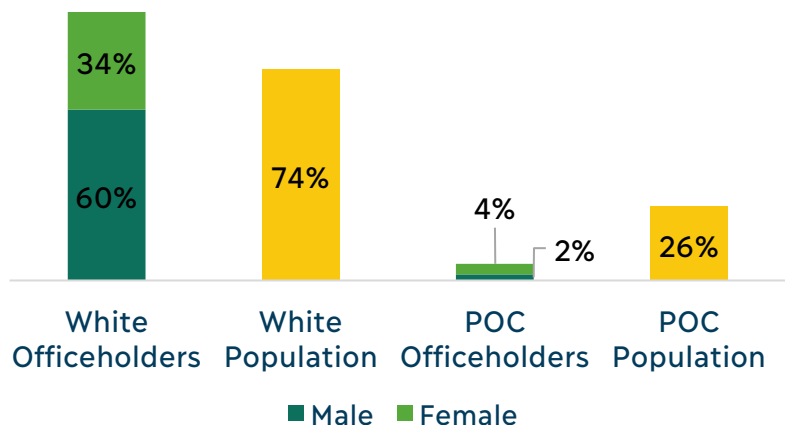


## Public Participation in Democracy

### Equity in Representation

Political candidacy is a way to ensure that democracy is reflective of the public good, but not all demographic groups are equally likely to run for office in Oregon. People of color are 26% of the population but only 6% of elected officials. The disparity may reflect missing community perspectives in political representation, which can limit the government's accountability to address the full range of community needs. Funders can address this problem with policy

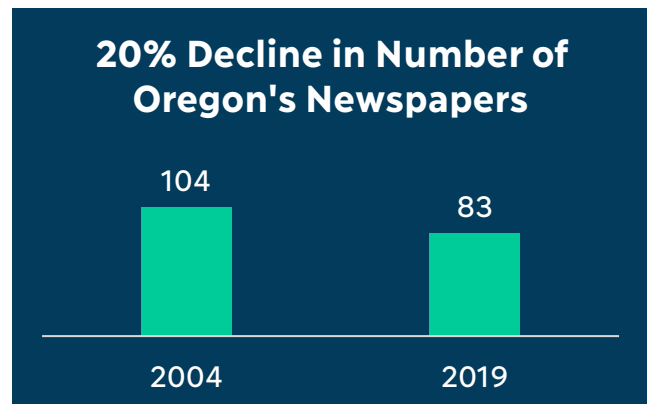
### Oregon Elected Official Demographics - 2021



advocacy for systems change, reducing economic barriers to run for office, supporting diverse leadership development and more.

## Support for Local Journalism

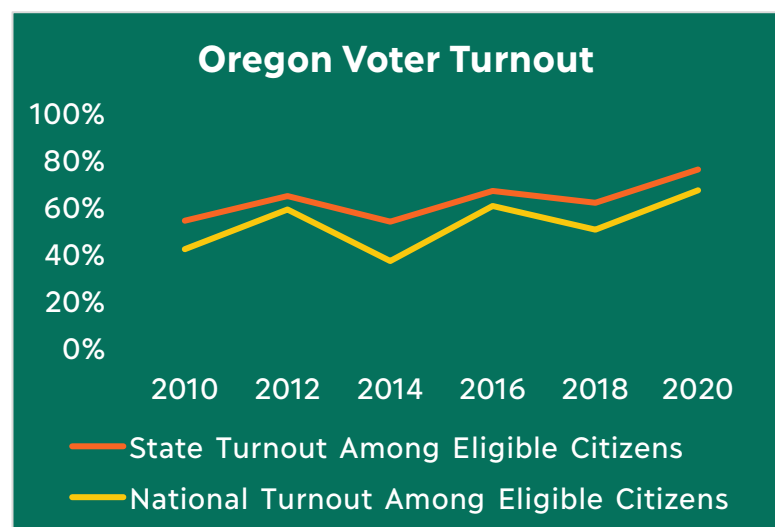
In recent decades, the number of newspapers in Oregon declined 20% (a net loss of 21 papers), highlighting a concerning decline in local journalism that provides crucial information to the state's residents. A couple counties have no local newspaper at all. Philanthropies can collaborate with and fund diverse local news outlets so that all residents have access to quality news on events that impact them.

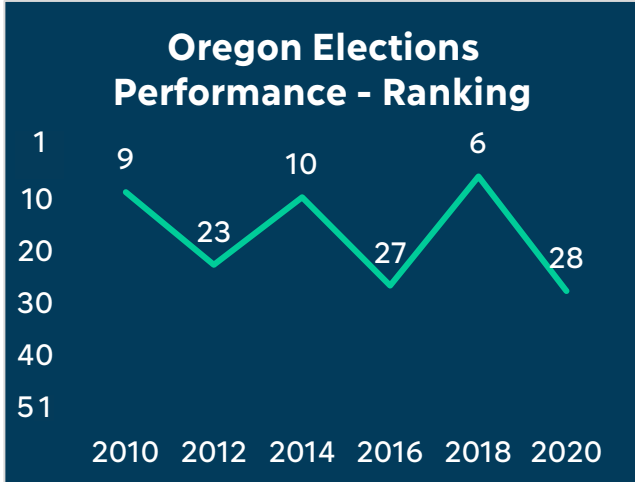
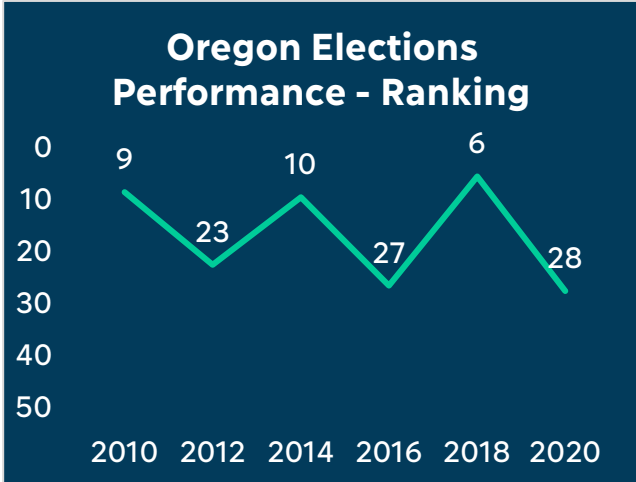


## Voter Turnout and Election Effectiveness

Voting provides another snapshot of the public's involvement in civil society. Oregon's turnout has grown and remains above the national average – peaking at 76% in 2020 – but there is room for funders to foster more civic engagement so more Oregonians are included in the democratic process.

Limited voter turnout may also highlight a need for funders to advocate for improvements to the electoral system. The Massachusetts Institute of Technology scores elections performance based on election participation rates, voting accessibility measures and data accuracy protocols. Below is Oregon's aggregate score on a percent scale (100% being the highest) and ranking (one being the highest out of 50 states plus Washington D.C.). The state has had ups and downs, and struggles with having the highest percentage of registration and absentee ballot problems of all states, among other issues.





To see the real-world impact, check out the [Oregon Bright Spots](#), which showcase examples of how funders have had success in improving democracy. The case studies cover a partnership to support an accurate census count as well as Oregon’s citizen initiative review process. To see Democracy Charts and Bright Spots for other states in our region, please visit our [Democracy Lens webpage](#).